

CATTLE HANDLING EQUIPMENT

CAKE DISPENSER

The My-D Han-D Feed Dispenser is designed to disperse supplements, whole or rolled grain, range cubes, pellets and other materials up to one inch at a rate of 6 to 10 pounds per second.

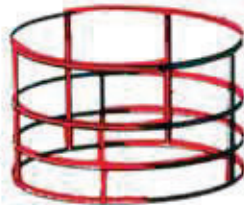


ROUND BALE FEEDERS




Hay Saver Feeder

- 3 Panels
- Slant bar
- Hinged-pinned joints
- Tubing formed on diagonal
- Greater strength with less weight
- Constructed of 1 inch square tubing
- Any section opens for loading



Economy Feeder



1. Control Handle
2. Set Screw For Opening Width
3. Head Restraint Bar
4. Restraint Bar Catch
5. Spring Loaded Adjuster
6. Chain for Catching Horned Animals & Nose Chain
7. Solid Linkage (No Cables)
8. No Choke Neck Support

SELF-CATCH HEAD GATE

Eliminate restraining bars & head table for dehorning. No sprockets, chain or cables. Left or right hand control—simply move lever to other side. Full front opening. Unique feature for catching horned cattle. Extra heavy wall pipe construction. Self adjusting for any size animal—small calves to large bulls. Adapts to any squeeze chute or alleyway.

U.S. PATENT NO. 3,892,203
CANADA 1975 971,440

MY-D HAN-D

CATTLE HANDLING EQUIPMENT

RANCH HAND



Front and Side Opening
Self Catch


Not a Light, Flimsy Chute

- Side Panels 4'' lower for branding calves
- Self catch head gate will not choke animal
- No extending controls to endanger operator
- End gate raises for complete clearance
- Right or left hand controls
- Adjustable squeeze gates
- Weighs 900 pounds
- Self locking end gate

NO CHOKING

HYDRAULIC CATTLE-LAC

Heavy Duty



Front and Side Opening

- Easier on the operator. (A real labor saver)
- Easier on the animal. (Can't choke)
- Easier on your pocketbook.
(You'd expect to pay twice as much)
- Built to last. (Heavy 2'' pipe)
- Self catch head gate or standard head gate available.

NO CHOKING

GROOMING CHUTE



- Excellent for grooming show animals
- Disassembles in a matter of minutes

CALF TABLE

Handles anything up to 500 lbs.



BRAND,
VACCINATE,
CASTRATE,
OR DEHORN

- Perfect for performing any operation, any place on animals from "small" up to 500 pounds.
- Built for action and safe convenience of the operator.
- Weight 425 pounds.

MY-D HAND

CATTLE HANDLING EQUIPMENT

CATTLE-LAG

A Big Chute with a Gentle Squeeze



No animal too large or too small

- Self catch or standard head gate will not choke animal
- Full front opening to handle the largest stock
- No extending controls to endanger operator
- Adjustable squeeze gates
- Weighs 1200 pounds
- Right or left hand controls
- End gate raises for complete clearance
- Portable or stationary

NO CHOKING

THE BIG CHUTE FOR VETS

This is a BIG CHUTE, used by Feedlots, Veterinarians, Sale Barns and Cattlemen who need a smooth action, rugged chute for heavy work every day.



STANDARD

Self Locking End Gate
Front and Side Opening

LOADING CHUTE




IN OPERATION POSITION

The My-D Han-D Loading Chute is built of sturdy steel construction with extra high 26 inch wood panels to contain small calves. End post remains vertical while adjusting with winch and cable to any height. Rugged enough to transport anywhere. Weighs 1200 pounds without panels. Weight complete with 14 panels and 1 gate is 2400 pounds. Wheels may be quickly removed for stationary operations and back on easily, for transporting to the next operation.

STOCK TANK HEATER

Puts Heat Out in Water for Greater Efficiency

LP
or
NATURAL GAS

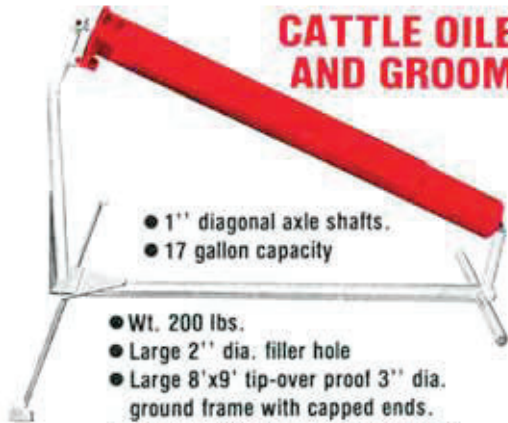


- Heavy material—will take livestock abuse
- Fully automatic
- Easy to light

MY-D HAN-D

CATTLE HANDLING EQUIPMENT

CATTLE OILER AND GROOMER



- 1" diagonal axle shafts.
- 17 gallon capacity

- Wt. 200 lbs.
- Large 2" dia. filler hole
- Large 8'x9' tip-over proof 3" dia. ground frame with capped ends.
- Rugged ratchet and pawl are flame cut from 1/2" plate steel



Patented coil screw pump with no moving parts to wear or break. Non-slip ratchet allows oil to turn one way. Single post frame does not detract from applicator.

HOG OILER & GROOMER



- 8.6 gal. capacity will last for weeks.

- Large fill hole allows easy filling of oil and insecticides.
- All steel construction is mud and weather proof.

CATTLE HANDLING EQUIPMENT



CATTLE EQUIPMENT

| | | |
|--------|--------|---|
| 931006 | 750100 | XHD Self Catch Head Gate |
| 931014 | 750102 | Manual Head Gate - RH (LH 931188) |
| 931030 | 750109 | HD Ranch Hand Chute - SC - Stat. RH (LH 931196) (RUM) |
| 931048 | 750111 | HD Ranch Hand Chute - SC - Port. RH (LH 931204) (RUM) |
| 931055 | 750115 | XHD Cattle-Lac Chute - SC or Man. - Stat. RH (LH 931212)RUM |
| 931063 | 750117 | XHD Cattle-Lac Chute - SC or Man. - Port. RH (LH 931220)RUM |
| 931089 | 750122 | Loading Chute - Port. - w/brackets for panels |
| 931097 | 750135 | Loading Chute - Port. - w/14 Panels & 1 walk thru Gate |
| 931105 | 750119 | Calf Table RH (LH 931337) |
| 931113 | 750123 | Portable Attachments for Chutes and Loading Chutes |
| 931121 | 750137 | Palpation Cage |
| 931139 | 750138 | Grooming Chute |
| 931147 | 750136 | Stock Tank Heater |
| 931154 | 750139 | Cattle Oiler |
| 931162 | 750140 | Hog Oiler |
| 931170 | 750146 | Mist Fogger |

Call for Pricing

PANELS & GATES

| | | |
|--------|--------|--------------------------------|
| 931238 | 750125 | Portable Corral Panel 5' x 6' |
| 931246 | 750126 | Portable Corral Panel 5' x 8' |
| 931253 | 750127 | Portable Corral Panel 5' x 10' |
| 931261 | 750128 | Portable Corral Panel 5' x 12' |
| 931279 | 750129 | Walk Thru Gate 4' |
| 931287 | 750147 | Walk Thru Gate 10' |
| 931329 | 750198 | U-Pin for Panels |

ROUND BALE FEEDERS

| | | |
|--------|-------|---|
| 931675 | 82MHS | Hay Saver - 7-1/2' Dia. - 22Ga. Steel Skirt |
| 931683 | 81EHS | Economy Hay Saver - 7-1/2' Dia. No Skirt |
| 931691 | 93HF | Horse Feeder |

FEED & GRAIN DISPENSERS

| | | | |
|--------|--------|---|------------------------|
| 931740 | MDL005 | 500# ATV Dispenser | 24"W x 57"L x 30"T |
| 931758 | MDL008 | 800# Dispenser | 29"W x 60"L x 32"H |
| 931766 | MDL010 | 1000# Dispenser | 20"W x 72"L x 42"H |
| 931774 | MDL012 | 1200# Dispenser | 29"W x 60"L x 41-1/2"H |
| 931816 | MDL015 | 1500# Dispenser | 20"W x 72"L x 54"H |
| 931782 | MDL018 | 1800# Dispenser | 43"W x 60"L x 45-1/2"H |
| 931790 | MDL025 | 2500# Dispenser | 43"W x 60"L x 56"H |
| 931808 | MDL032 | 3200# Dispenser | 43"W x 60"L x 68-1/2"H |
| 931816 | MDDG | DDG Paddle Chain Dispenser w/o Agitator | 1700#Cap. |
| 931824 | MDDGW | DDG Paddle Chain Dispenser w/ Agitator | 1700#Cap. |

DDG = 45"W x 90"L x 52"T

